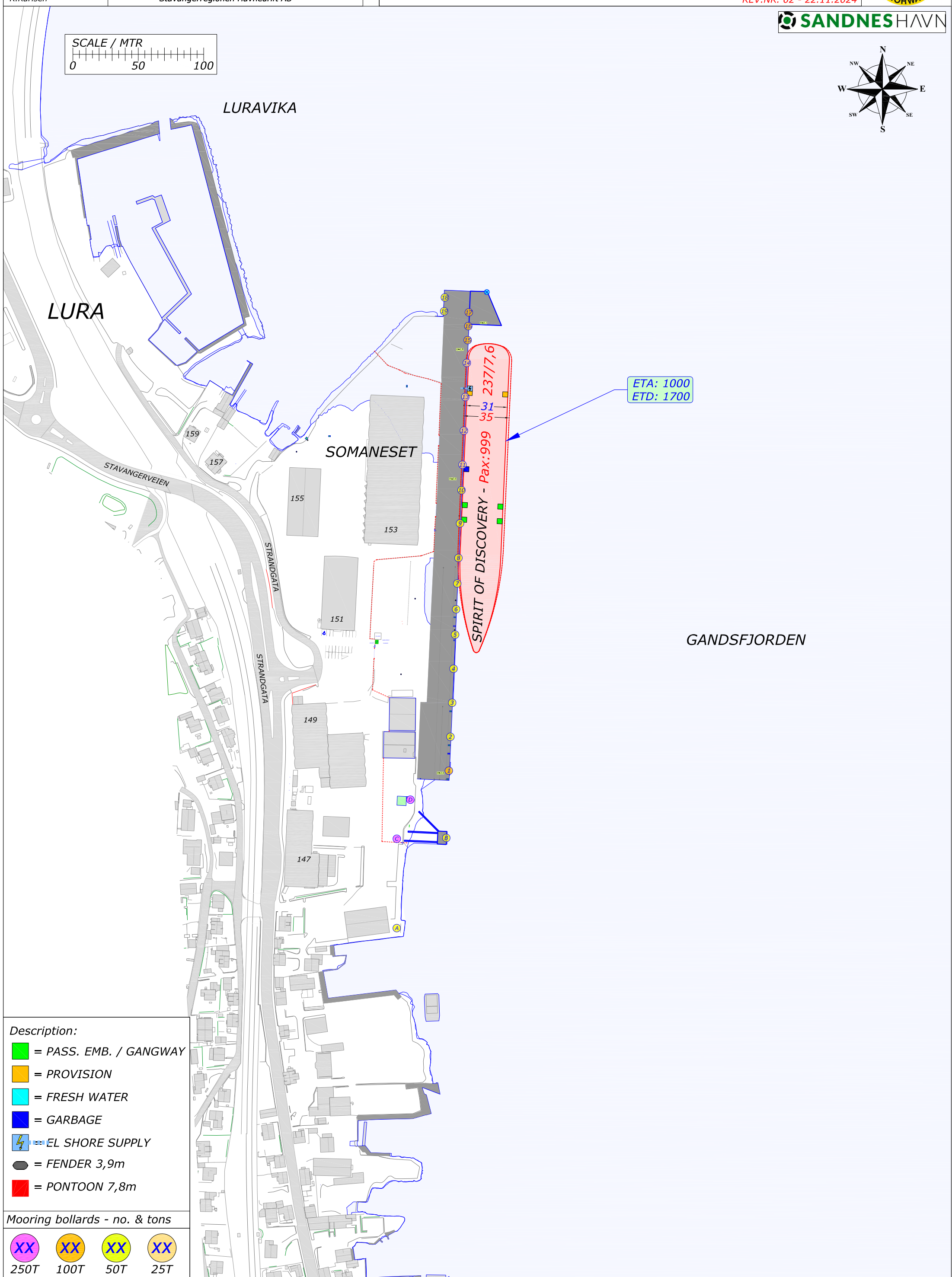
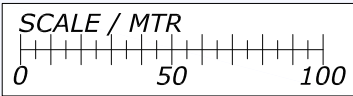
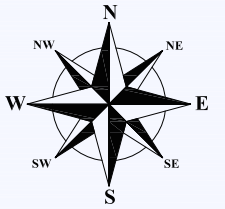


ETA: 0900
ETD: 1700

ETA: 1400
ETD: 2200

- Description:**
- = PASS. EMB. / GANGWAY
 - = PROVISION
 - = FRESH WATER
 - = GARBAGE
 - ⚡ = EL SHORE SUPPLY
 - = FENDER 3,9m
 - = PONTOON 7,8m

- Mooring bollards - no. & tons**
- XX 200T
 - XX 100T
 - XX 50T
 - XX UDEF



- Description:**
- = PASS. EMB. / GANGWAY
 - = PROVISION
 - = FRESH WATER
 - = GARBAGE
 - ⚡ = EL SHORE SUPPLY
 - = FENDER 3,9m
 - = PONTOON 7,8m

Mooring bollards - no. & tons

- XX 250T
- XX 100T
- XX 50T
- XX 25T